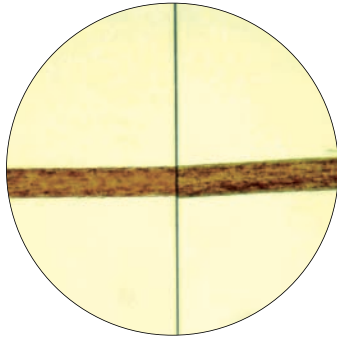


**Leeds
Forensic
Systems**

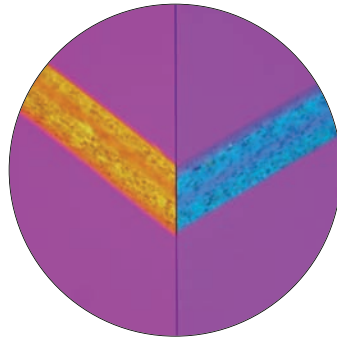
Your Comparison Microscope Source




**LCT TRACE EVIDENCE
COMPARISON MICROSCOPE**




Brightfield image



Polarized light image



Fluorescence light paint section samples



Polarized light image

The Leeds' Comparison Bridge is designed for forensics and other sciences where the comparison of specimens such as hair, fibers, surfaces or cross sections of paint layers, plant parts and dust or dirt particles, is done under the compound microscope.

With the LCT Trace Evidence Comparison Microscope, two specimens can be viewed as: split-field, superimposed or right/left field individually. Separate slide controls allow for continuous adjustment from 100% of the left image to 100% of the right image, or any position in between. A detent locates the center split position on the right image. The center split position for left image is user adjusted so that the dividing line width can be varied as desired.

The high quality optical system provides superior color balance **with no adjustment needed by operator**. A large 22mm field of view and an erect unreversed image, moves in the same direction as the object for quick easy manipulation of the specimen.

The LCT Comparison Bridge has a **superior color and light intensity balance** which makes it possible to use a single light source and a randomized, calibrated, bifurcated fiber-optic light guide to provide consistent illumination to both the right and left images.

The modular design makes it possible for transmitted and/or reflected light configurations to allow for universal applications with Olympus BX microscope components. The bridge can be used for brightfield, darkfield, polarized light, phase contrast, fluorescence and other contrast methods.



LCT Comparison Bridge Equipped for Fluorescence Light Microscopy

A dual-viewing accessory can be added for simultaneous observation of evidence for training and consultation. An illuminated LED arrow aids in indicating a point of the specimen.

The compact footprint takes up minimal work space. One person can easily operate both microscopes and it is also capable of single microscope use applications such as investigation of biological, medical or chemical specimens in all types of illumination.



LCT Comparison Bridge Face-to-Face




LCT Comparison Bridge with Dual View Attachment



Knife Edge Controller Option

F E A T U R E S

- Image Views: split-field, superimposed and individual right/left
- Height from table surface to eyepoint: BX 41 & 51: 19", BX 61: 23"
- Length, optical center to optical center: 13 ¼"
- Foot print of system: 26 ½" wide, 20" deep
- Modular design for use with Olympus BX components
- Compatible with Olympus dual-view attachment & tilting observation tubes
- Large 22mm field of view
- Erect image
- Color balanced



DOCUMENTATION, IMAGING AND SOFTWARE


Leeds provides a complete line of digital cameras that are Laboratory Information Management System (LIMS) compatible along with image analysis, database and archiving software.

INSTALLATION, SERVICE AND WARRANTY

- Annual service and calibration packages are available.
- Emergency service and repair available.
- Factory trained Service Technicians who are certified to work on Leeds Forensic Comparison Microscope systems.
- Leeds Forensic Systems come with a five-year warranty on mechanical and optical components, and a one-year warranty on electrical and wear-related components.

Leeds Forensic Systems

Your Comparison Microscope Source



Leeds has provided its customers with quality, color balanced comparison microscopes for over 18 years. With the continuing advances in optics, digital imaging and software, we invite you to experience how good your sample can look with our microscopes.

All of us at Leeds believe you want a superior product, and you expect a superior team as well. Therefore, our vision becomes your vision. We strive to be the vision source that sees what you want and need:

- Quality products matched to your needs by knowledgeable salespeople.
- Factory trained service technicians that will keep your equipment performing at its best.
- Support team dedicated to making your purchasing and service experience a positive one.

Leeds Forensic Systems is the proud manufacturer of the **LCF Firearms and Toolmarks Comparison Microscopes**, **LCT Trace Evidence Comparison Microscopes** and the **LCT-S Student Trace Evidence Comparison Microscopes**.

Leeds Forensic Systems, Inc.

800 Boone Avenue North
Minneapolis, MN 55427, U.S.A.
Phone: 763-546-8575 • 800-444-5333

www.leedsforensics.com